



# HYPER BOOSTER INSTALLATION


1. Remove 0.8mm of insulation from the ESC's power wires.



2. Slide heat shrink tube into the wires.

Solder wires from Hyper Booster to ESC's power wires. Ensure the RED wire is soldered to the (+) side and BLACK wire is soldered to the (-) side.

Reverse Polarity Will Damage This Unit



3. Slide heat shrink tube to exposed position and using heat gun or lighter to shrink it.



Products by  
**G-FORCE, Inc.**

[www.gforce-hobby.jp](http://www.gforce-hobby.jp)

4F, No. 18 SY Bldg. 4-3-8 Nihonbashi-Hongokucho Chuo-ku, Tokyo 103-0021, JAPAN